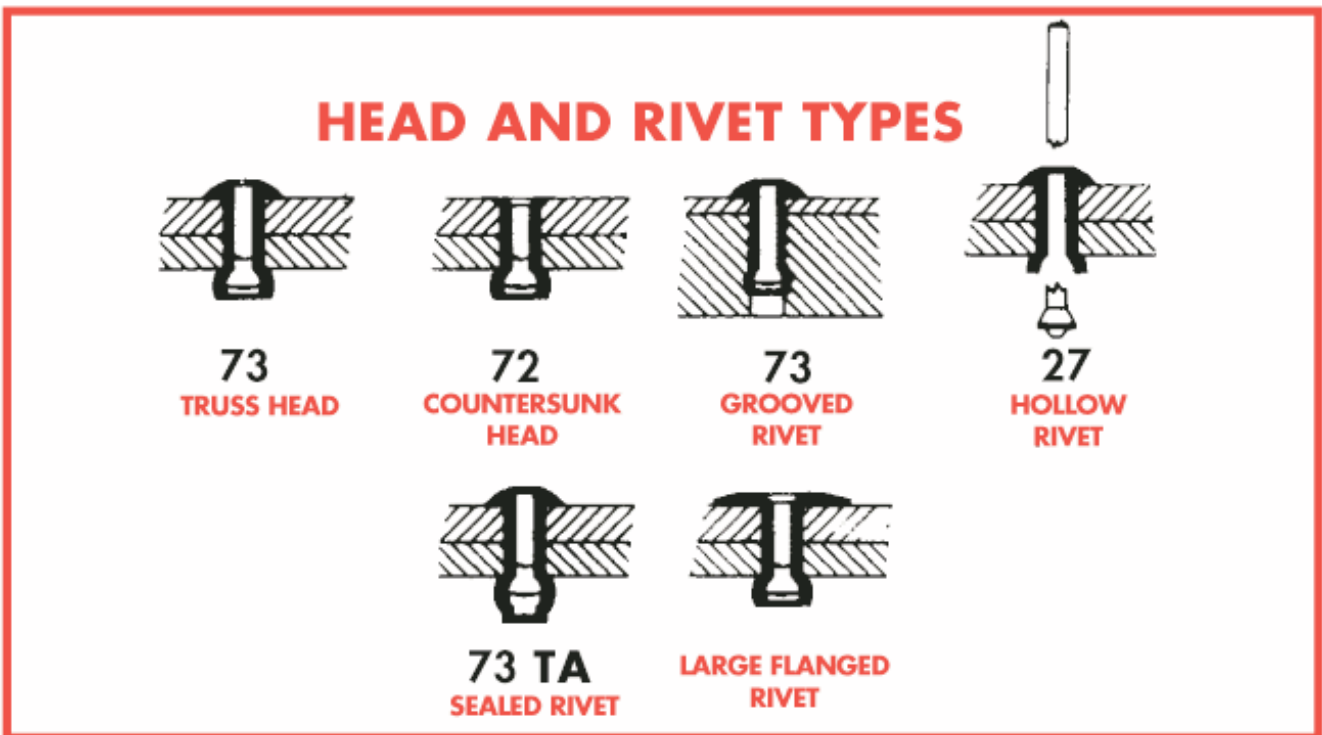


RIVET CHART

73 AS 4-2

HEAD STYLE _____ ↑
 ALUMINIUM RIVET MATERIAL _____ ↑
 STEEL STEM ZINC PLATED _____ ↑
 No. 4 RIVET DIAMETER _____ ↑
 No. 2 RIVET GRIP RANGE _____ ↑



AS ALUMINIUM RIVET
 GRADE 5056 STEEL
 STEM ZINC PLATED

SS STEEL RIVET ZINC
 PLATED STEEL
 STEM ZINC PLATED




MS NICKEL COPPER
 ALLOY RIVET
 GRADE 400 STEEL
 STEM ZINC PLATED










STS STAINLESS STEEL
 RIVET GRADE
 302/384 STEEL
 STEM ZINC PLATED

STST STAINLESS STEEL
 RIVET GRADE
 302/384 STAINLESS
 STEEL STEM

AA ALUMINIUM RIVET
 GRADE 5052
 ALUMINIUM STEM

CS COPPER RIVET
 STEEL
 STEM
 PLATED

No. 3	●	RIVET DIAMETER 3/32" or 2.4mm HOLE SIZE = 2.5mm	DIAM. AND GRIP CODE	GRIP RANGE		SHELL SIZE INCHES
				INCHES	mm	
			3-2	Up to .125	Up to 3.2	$\frac{3}{32} \times \frac{7}{32}$
			3-3	.126 .187	3.2 4.8	$\frac{3}{32} \times \frac{9}{32}$
			3-4	.187 .250	4.8 6.4	$\frac{3}{32} \times \frac{11}{32}$

No. 4	●	RIVET DIAMETER 1/8" or 3.2mm HOLE SIZE = 3.3mm	DIAM. AND GRIP CODE	GRIP RANGE		SHELL SIZE INCHES
				INCHES	mm	
			4-1	Up to .062	Up to 1.6	$\frac{1}{8} \times \frac{3}{16}$
			4-2	.063 .125	1.6 3.2	$\frac{1}{8} \times \frac{1}{4}$
			4-3	.126 .187	3.2 4.8	$\frac{1}{8} \times \frac{5}{16}$
			4-4	.188 .250	4.8 6.4	$\frac{1}{8} \times \frac{3}{8}$
			4-5	.251 .312	6.4 7.9	$\frac{1}{8} \times \frac{7}{16}$
			4-6	.313 .375	7.9 9.5	$\frac{1}{8} \times \frac{1}{2}$
			4-8	.438 .500	11.0 12.7	$\frac{1}{8} \times \frac{5}{8}$
			4-10	.563 .625	14.3 15.9	$\frac{1}{8} \times \frac{3}{4}$
			4-12	.625 .750	15.9 19.0	$\frac{1}{8} \times \frac{7}{8}$

No. 5



RIVET DIAMETER
5/32" or 4.0mm
HOLE SIZE = 4.1mm

DIAM. AND GRIP CODE

GRIP RANGE
INCHES mm

SHELL SIZE INCHES



5-2

.063
.125

1.6
3.2

$\frac{5}{32} \times \frac{9}{32}$



5-3

.126
.187

3.2
4.8

$\frac{5}{32} \times \frac{11}{32}$



5-4

.188
.250

4.8
6.4

$\frac{5}{32} \times \frac{13}{32}$



5-5

.251
.312

6.4
7.9

$\frac{5}{32} \times \frac{15}{32}$



5-6

.313
.375

7.9
9.5

$\frac{5}{32} \times \frac{17}{32}$



5-8

.376
.500

9.5
12.7

$\frac{5}{32} \times \frac{21}{32}$



5-10

.501
.625

12.7
15.9

$\frac{5}{32} \times \frac{25}{32}$

No. 6



RIVET DIAMETER
3/16" or 4.8mm
HOLE SIZE = 4.9mm

DIAM.
AND
GRIP
CODE

GRIP RANGE
INCHES mm

SHELL
SIZE
INCHES



6-2

.063
.125

1.6
3.2

$\frac{3}{16} \times \frac{11}{32}$



6-3

.126
.187

3.2
4.8

$\frac{3}{16} \times \frac{13}{32}$



6-4

.188
.250

4.8
6.4

$\frac{3}{16} \times \frac{15}{32}$



6-5

.251
.312

6.4
7.9

$\frac{3}{16} \times \frac{17}{32}$



6-6

.313
.375

7.9
9.5

$\frac{3}{16} \times \frac{19}{32}$



6-8

.376
.500

9.5
12.7

$\frac{3}{16} \times \frac{23}{32}$



6-10

.501
.625

12.7
15.9

$\frac{3}{16} \times \frac{27}{32}$



6-12

.626
.750

15.9
19.0

$\frac{3}{16} \times \frac{31}{32}$



6-14

.751
.875

19.0
22.2

$\frac{3}{16} \times 1 \frac{3}{32}$



6-16

.876
1.000

22.2
25.4

$\frac{3}{16} \times 1 \frac{7}{32}$



6-20

1.001
1.375

25.4
34.9

$\frac{3}{16} \times 1 \frac{15}{32}$